



**KEY ENGLISH TEST**

**for Schools**

Listening

**SAMPLE TEST 1**

**Time** Approximately 30 minutes (including 8 minutes' transfer time)

**INSTRUCTIONS TO CANDIDATES**

Do not open this question paper until you are told to do so.

**Write your name, centre number and candidate number on your answer sheet if they are not already there.**

Listen to the instructions for each part of the paper carefully.

Answer all the questions.

While you are listening, write your answers on the question paper.

You will have 8 minutes at the end of the test to copy your answers onto the separate answer sheet. Use a pencil.

At the end of the test, hand in both this question paper and your answer sheet.

**INFORMATION FOR CANDIDATES**

There are five parts to the test.

Each question carries one mark.

You will hear each piece twice.

For each part of the test there will be time for you to look through the questions and time for you to check your answers.


# Listening • Part 1

---


## Questions 1 – 5

You will hear five short conversations.  
You will hear each conversation twice.  
There is one question for each conversation.  
For each question, choose the right answer (A, B or C).


**Example:** Which is the girl's horse?



A




B



C

---

1 How many children went on the school trip?



A



B

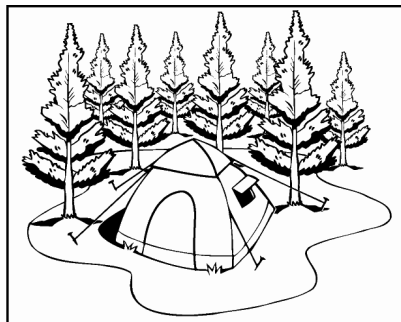


C

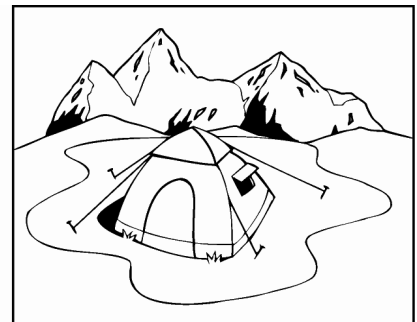
2 Which campsite did Josh stay at last year?



A



B



C

3 How much is the skirt?



A




B




C


4 What's the weather like now?



A




B




C


5 What will the girl cook?



A



B



C

## Listening • Part 2

---

### Questions 6 – 10

Listen to Nick talking to a friend about his birthday presents.

What present did each person give him?

For questions **6 – 10**, write a letter **A – H** next to each person.

You will hear the conversation twice.

#### Example:

**0** Cousin

---

#### PEOPLE

**6** Mum

**7** Brother

**8** Aunt

**9** Uncle

**10** Grandmother

#### PRESENTS

**A** bike

**B** book

**C** cinema tickets

**D** clothes

**E** computer game

**F** mobile phone

**G** money

**H** music CD

## Listening • Part 3

---

### Questions 11 – 15

Listen to Susie talking to her friend Matt about going to the cinema.  
For each question, choose the right answer (**A**, **B** or **C**).  
You will hear the conversation twice.

#### Example:

**0** Who is going to the cinema with Susie?

- A** Jane
  - B** Sam
  - C** Pete
- 

**11** Which film will they see?

- A** Sunny Day
- B** Field of Green
- C** Heart of Gold

**12** They are going to the cinema

- A** by the market.
- B** in the shopping centre.
- C** opposite the park.

**13** How will they get there?

- A** by car
- B** on foot
- C** by bus

**14** Matt should meet Susie at

- A** 3.45.
- B** 4.15.
- C** 4.20.

**15** The cinema tickets will cost

- A** £5.50.
- B** £6.20.
- C** £8.00.

## Listening • Part 4

---

### Questions 16 – 20

You will hear a girl, Milly, asking a friend about guitar lessons.  
Listen and complete each question.  
You will hear the conversation twice.

---

### Guitar lessons

Day: *Saturday*

Teacher's name: **(16)** .....

Price per hour: **(17)** £ .....

Place of lesson: *34 Purley Lane, near the*  
**(18)** .....

Teacher's phone number: **(19)** .....

Must call before: **(20)** ..... p.m.

## Listening • Part 5

---

### Questions 21 – 25

You will hear a man on the radio talking about a new TV quiz show.  
Listen and complete each question.  
You will hear the information twice.

---

### New quiz show

Name: *Answer That!*

Day: **(21)** .....

Number of teams: **(22)** .....

Questions will be about: *Films, TV and*  
**(23)** .....

This week's prize: **(24)** .....

To be on the show, phone: **(25)** .....

**You now have 8 minutes to write your answers on the answer sheet.**




**Candidate Name**  
If not already printed, write name  
in CAPITALS and complete the  
Candidate No. grid (in pencil).

**Candidate Signature**

**Examination Title**

**Centre**

**Supervisor:**

If the candidate is ABSENT or has WITHDRAWN shade here

**Centre No.**

**Candidate No.**

**Examination  
Details**

0	0	0	0
1	1	1	1
2	2	2	2
3	3	3	3
4	4	4	4
5	5	5	5
6	6	6	6
7	7	7	7
8	8	8	8
9	9	9	9

## KET Paper 2 Listening Candidate Answer Sheet

### Instructions

Use a **PENCIL** (B or HB).

Rub out any answer you want to change with an eraser.

For **Parts 1, 2** and **3**:

Mark **ONE** letter for each question.

For example, if you think **C** is the right answer to the question, mark your answer sheet like this:



Part 1	
1	A B C <input type="checkbox"/> <input type="checkbox"/> <input type="checkbox"/>
2	A B C <input type="checkbox"/> <input type="checkbox"/> <input type="checkbox"/>
3	A B C <input type="checkbox"/> <input type="checkbox"/> <input type="checkbox"/>
4	A B C <input type="checkbox"/> <input type="checkbox"/> <input type="checkbox"/>
5	A B C <input type="checkbox"/> <input type="checkbox"/> <input type="checkbox"/>

Part 2	
6	A B C D E F G H <input type="checkbox"/> <input type="checkbox"/> <input type="checkbox"/> <input type="checkbox"/> <input type="checkbox"/> <input type="checkbox"/> <input type="checkbox"/> <input type="checkbox"/>
7	A B C D E F G H <input type="checkbox"/> <input type="checkbox"/> <input type="checkbox"/> <input type="checkbox"/> <input type="checkbox"/> <input type="checkbox"/> <input type="checkbox"/> <input type="checkbox"/>
8	A B C D E F G H <input type="checkbox"/> <input type="checkbox"/> <input type="checkbox"/> <input type="checkbox"/> <input type="checkbox"/> <input type="checkbox"/> <input type="checkbox"/> <input type="checkbox"/>
9	A B C D E F G H <input type="checkbox"/> <input type="checkbox"/> <input type="checkbox"/> <input type="checkbox"/> <input type="checkbox"/> <input type="checkbox"/> <input type="checkbox"/> <input type="checkbox"/>
10	A B C D E F G H <input type="checkbox"/> <input type="checkbox"/> <input type="checkbox"/> <input type="checkbox"/> <input type="checkbox"/> <input type="checkbox"/> <input type="checkbox"/> <input type="checkbox"/>

Part 3	
11	A B C <input type="checkbox"/> <input type="checkbox"/> <input type="checkbox"/>
12	A B C <input type="checkbox"/> <input type="checkbox"/> <input type="checkbox"/>
13	A B C <input type="checkbox"/> <input type="checkbox"/> <input type="checkbox"/>
14	A B C <input type="checkbox"/> <input type="checkbox"/> <input type="checkbox"/>
15	A B C <input type="checkbox"/> <input type="checkbox"/> <input type="checkbox"/>

For **Parts 4** and **5**:

Write your answers in the spaces next to the numbers (16 to 25) like this:



Part 4		Do not write here
16	<input type="text"/>	1 16 0 <input type="checkbox"/> <input type="checkbox"/> <input type="checkbox"/>
17	<input type="text"/>	1 17 0 <input type="checkbox"/> <input type="checkbox"/> <input type="checkbox"/>
18	<input type="text"/>	1 18 0 <input type="checkbox"/> <input type="checkbox"/> <input type="checkbox"/>
19	<input type="text"/>	1 19 0 <input type="checkbox"/> <input type="checkbox"/> <input type="checkbox"/>
20	<input type="text"/>	1 20 0 <input type="checkbox"/> <input type="checkbox"/> <input type="checkbox"/>

Part 5		Do not write here
21	<input type="text"/>	1 21 0 <input type="checkbox"/> <input type="checkbox"/> <input type="checkbox"/>
22	<input type="text"/>	1 22 0 <input type="checkbox"/> <input type="checkbox"/> <input type="checkbox"/>
23	<input type="text"/>	1 23 0 <input type="checkbox"/> <input type="checkbox"/> <input type="checkbox"/>
24	<input type="text"/>	1 24 0 <input type="checkbox"/> <input type="checkbox"/> <input type="checkbox"/>
25	<input type="text"/>	1 25 0 <input type="checkbox"/> <input type="checkbox"/> <input type="checkbox"/>